

650w~670w

G12 solar modules Zeus series

Mono MBB perc large size half cut module

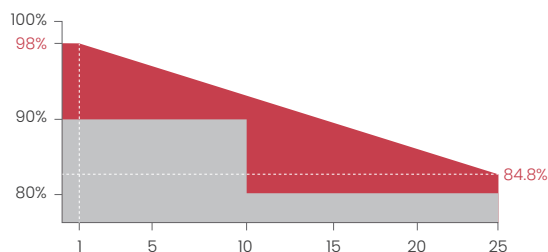
Large version and high power High power generation and high reliability, suitable for large and medium-sized projects in desert natural environment
High technology Nondestructive slicing, cylindrical calendaring, MBB, high density packaging, etc

MODULE CHARACTER

-  PID Resistance
-  Salt mist resistance/Ammonia resistance /dust and hail resistance
-  Production process reliability test
-  0~+5W Positive Tolerance
-  Mono MBB half cut
-  Reduce BOS cost increase ROI
-  Non-destructive cutting

CERTIFICATION

IEC61215/IEC61730
 ISO9001:Quality Management System
 ISO14001:Environmental Management System
 ISO45001:Occupational Health and Safety Management System



Linear performance warranty



Product warranty

Specifications are subject to change without further notification SRP-DS-2022 V 2.0 Copyright 2022 Saintek

NANJING SAINTEK SOLAR

Add: No.168 Taiping South Road, Nanjing, Jiangsu, 210002, China
 Tel: 0086 25 8385 7786 Fax: 0086 25 8385 7785
 Email: andy.zhang@sainteksolar.com

SR-66MAXH 650w-670w Zeus series

Module Type	SR-66MAX650H		SR-66MAX655H		SR-66MAX660H		SR-66MAX665H		SR-66MAX670H	
Module Efficiency (%)	20.93		21.09		21.25		21.41		21.57	
Tolerance (W)	0 ~ +5		0 ~ +5		0 ~ +5		0 ~ +5		0 ~ +5	
Test Environment	STC	NOCT	STC	NOCT	STC	NOCT	STC	NOCT	STC	NOCT
Maximum Power Pmax(W)	650	492.07	655	495.85	660	499.64	665	503.42	670	507.21
Open Circuit Voltage Voc(V)	44.34	41.79	44.59	42.03	44.85	42.26	45.10	42.50	45.35	42.74
Short Circuit Current Isc(A)	18.76	15.11	18.80	15.15	18.84	15.17	18.88	15.21	18.91	15.23
Maximum Power Voltage Vm(V)	36.79	34.24	37.00	34.43	37.21	34.63	37.42	34.82	37.63	35.02
Maximum Power Current Im(A)	17.67	14.37	17.71	14.40	17.74	14.42	17.78	14.46	17.81	14.48
Cell Type (mm)	MBB-210×105mm(Mono-Crystalline Silicon)									
Number of Cells (Pcs)	132(11×12)									
Maximum System Voltage	DC1500									
Temp.Coeff.of Voc (%/°C)	-0.262									
Temp.Coeff.of Isc (%/°C)	0.042									
Temp.Coeff.of Pm (%/°C)	-0.362									
Operating Temperature(°C)	-40 to 85									
Nominal Operating Cell Temperature(NOCT)	43±2									
Max.Series Fuse (A)	30									
Pressure Bearing (Pa)	5400									
Wind Bearing (Pa)	2400									

STC: Irradiance 1000W/m², Cell temperature 25°C, AM1.5

NOCT: Irradiance 800W/m², Ambient temperature 20°C, Wind speed 1m/s

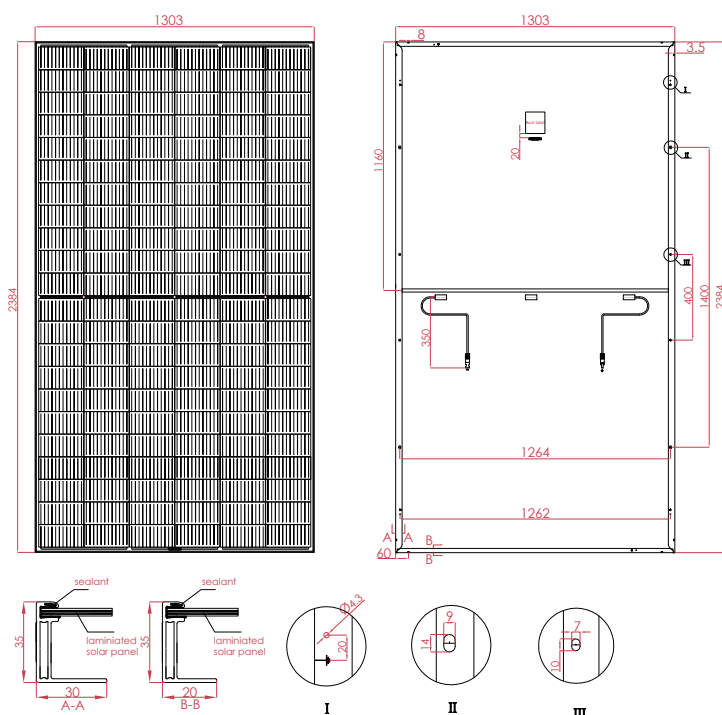
MATERIAL DETAILS

Frame	Anodized aluminum(black and white is optional)	Glass	3.2mm low-iron tempered suede glass
Cell	11x12pcs 210x105mm mono solar cell	Junction Box	IP>68, TÜV & UL
Diode quantity	3	Cable&Connector	4mm ² , EVO2 or EVO2 compatible
Net length of Cable	350mm or as customer's requirements		

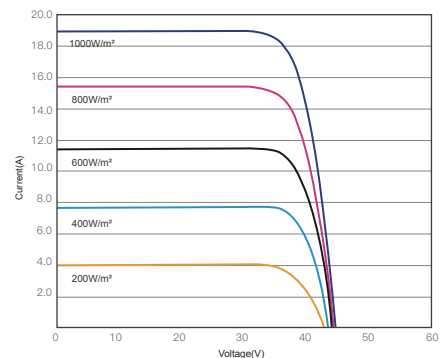
PACKING DETAILS

Dimension	2384×1303×35mm	Weight	33.5kg
Loading Capacity	558pcs/40HC	Packing	31pcs/pallet

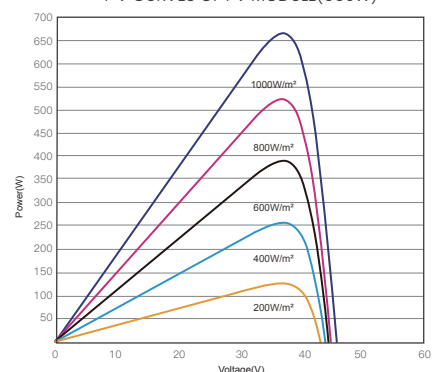
ENGINEERING DRAWINGS



IV CURVES



I-V CURVES OF PV MODULE(660W)



P-V CURVES OF PV MODULE(660W)