



560~580W

M10 solar modules Aquaman series

Mono MBB **N-type** large size half cut bifacial module

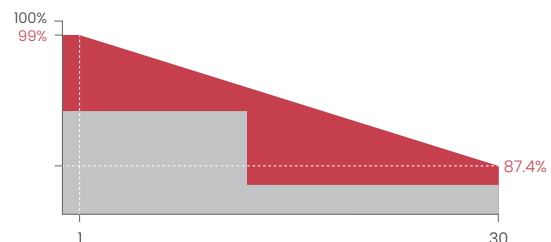
Excellent technical advantages and system design scheme to achieve high reliability, power generation effective gain and EPC cost reduction. Products can match different installation conditions, taking into account high adaptability and high compatibility. With mature support and inverter scheme, customized design for industrial and commercial and centralized ground power stations.

MODULE CHARACTER

-  PID Resistance
-  Salt mist resistance/Ammonia resistance /dust and hail resistance
-  Production process reliability test
-  0~+5W Positive Tolerance
-  Mono MBB half cut
-  Reduce BOS cost increase ROI
-  Non-destructive cutting
-  Double-sided electricity generation

CERTIFICATION

IEC61215/IEC61730
ISO9001:Quality Management System
ISO14001:Environmental Management System
ISO45001:Occupational Health and Safety Management System



Linear performance warranty



Product warranty

Specifications are subject to change without further notification SRP-DS-2023 V 2.0 Copyright 2023 Saintek

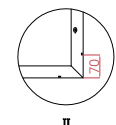
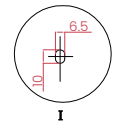
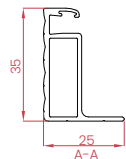
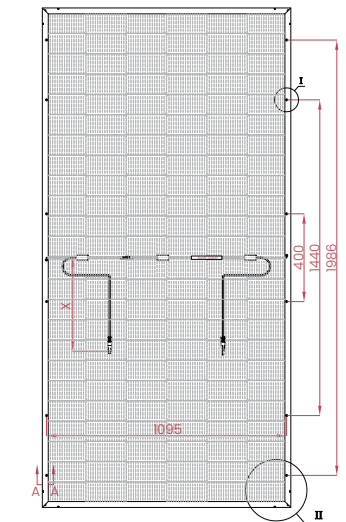

NANJING SAINTEK SOLAR

Add: 5th Floor, Building E, No.21, Software Avenue, Nanjing, China
Tel: 0086 25 8385 7786 Fax: 0086 25 8385 7785
Email: andy.zhang@sainteksolar.com

SR-72MNHLPro 560w-580w Aquaman series

ENGINEERING DRAWINGS

Module Type	SR-72M 560NHLPro		SR-72M 565NHLPro		SR-72M 570NHLPro		SR-72M 575NHLPro		SR-72M 580NHLPro	
	Module Efficiency (%)	21.7		21.9		22.09		22.28		22.48
Tolerance (W)	0~+5		0~+5		0~+5		0~+5		0~+5	
Test Environment	STC	NOCT	STC	NOCT	STC	NOCT	STC	NOCT	STC	NOCT
Maximum Power Pmax(W)	560	422.46	565	426.23	570	430.00	575	433.77	580	437.55
Open Circuit Voltage Voc(V)	50.51	48.24	50.70	48.43	50.89	48.61	51.09	48.80	51.28	48.98
Short Circuit Current Isc(A)	14.18	11.45	14.25	11.50	14.32	11.56	14.40	11.62	14.46	11.67
Maximum Power Voltage Vm(V)	41.73	39.16	41.89	39.31	42.05	39.46	42.21	39.61	42.37	39.76
Maximum Power Current Im(A)	13.43	10.83	13.49	10.88	13.56	10.93	13.63	10.99	13.69	11.04
Cell Type(mm)	MBB(Mono-Crystalline Silicon)									
Number of Cells(Pcs)	144(6×24)									
Maximum System Voltage (V)	DC1500									
Temp.Coeff.of Voc (%/°C)	-0.249									
Temp.Coeff.of Isc (%/°C)	0.045									
Temp.Coeff.of Pm (%/°C)	-0.3									
Operating Temperature (°C)	-40 to 85									
Nominal Operating Cell Temperature(NOCT) (°C)	45±2									
Max.Series Fuse (A)	25									
Pressure Bearing(Pa)	5400									
Wind Bearing (Pa)	2400									



STC: Irradiance 1000W/m², Cell temperature 25°C, AM1.5
NOCT: Irradiance 800W/m², Ambient temperature 20°C, Wind speed 1m/s

Different backside power gains(580W)	10%	15%	20%	25%
Peak Power Pmax(W)	638	667	696	725
Open Circuit Voltage Voc(V)	51.32	51.34	51.35	51.36
Short Circuit Current Isc(A)	15.85	16.57	17.28	18.00
Maximum Power Voltage Vm(V)	42.37	42.38	42.39	42.40
Maximum Power Current Im(A)	15.06	15.74	16.42	17.1

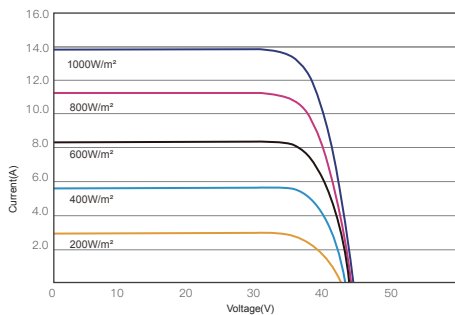
MATERIAL DETAILS

Frame	Anodized aluminum	Cable&Connector	4mm ² , EVO2 or EVO2 compatible
Cell	6×24pcs mono solar cell	Junction Box	Ip≥68, TÜV&UL
Glass	3.2mm Anti-Reflection Coating Heat Strengthened Glass	Net length of Cable	350mm or as customer's requirements

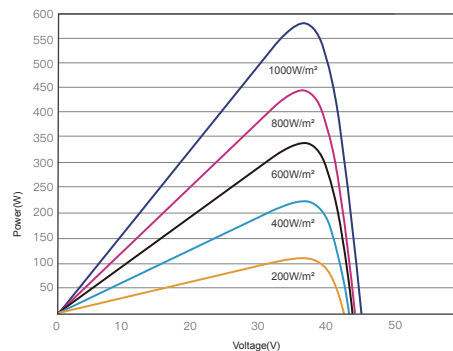
PACKING DETAILS

Dimension	2278×1133×35mm	Weight	28kg
Loading Capacity	620pcs/40'HC	Packing	31pcs/pallet

IV CURVES



I-V CURVES OF PV MODULE(570W)



P-V CURVES OF PV MODULE(570W)